

DEVGAD
COLLEGE



SHIKSHAN VIKAS MANDAL DEVGAD

SHRI S. H. KELKAR COLLEGE OF ARTS COMMERCE AND SCIENCE DEVGAD



ANALYSIS REPORT

Student
Satisfaction
Survey

INTERNAL QUALITY ASSURANCE CELL
(IQAC)

CRITERIA II

TEACHING – LEARNING
AND EVALUATION


KEY INDICATOR - 2.7.1



ACADEMIC YEAR 2022-2023

IQAC (Internal Quality Assurance Cell) is conducting a Student Satisfaction Survey regarding Teaching - Learning and Evaluation, which will help to upgrade the quality in higher education. A student had responded to all the questions given in the following format with her/his sincere effort and thought.

CONTENT

SR. NO.	DESCRIPTION	PAGE NO.
	 Introduction	01
1.	Percentage of Syllabus Covered in Class.	02
2.	How Well Did the Teachers Prepare for The Classes?	03
3.	How Well Were the Teachers Able to Communicate?	03
4.	The Teacher's Approach to Teaching Can Best Be Described As....	04
5.	What Mode of ICT Tools Was Adopted by Teachers in Teaching?	04
6.	The Institute Takes Active Interest in Promoting Internship, Student Exchange, Field Visit Opportunities for Students.	05
7.	The Teaching and Mentoring Process in Your Institution Facilitates You in Cognitive, Social and Emotional Growth...	05
8.	Your Mentor Conducts Meetings on Regular Basis to Address Your Academic/ Personal Issues.	06
9.	The Teachers Identify Your Strengths and Encourage You with Providing Right Level of Challenges.	06
10.	Teachers Are Able to Identify Your Weaknesses and Help You to Overcome Them...	07
11.	The Institute/ Teachers Use Student Centric Methods, Such as Experiential Learning, Participative Learning and Problem-Solving Methodologies for Enhancing Learning Experiences.	07
12.	Efforts Are Made by The Institute/ Teachers to Inculcate Soft Skills, Life Skills and Employability Skills to Make You Ready for The World of Work.	08
13.	Please Answer All Questions by Circling One Out of Numbers 1 - 5 Against Each Statement.	09
14.	The Institution Provides Multiple Opportunities to Learn and Grow.	12
15.	Give Your Observations/ Suggestions to Improve the Overall Teaching - Learning Experience in Your Institution.	12-14



INTRODUCTION:

Student satisfaction survey provide a way to measure perceptions of the quality of education provided by an institution. This data can be used to evaluate faculty and service performance and identify areas of concern such as student support, library resources, and IT services. Before taking admission in a college, a student assesses the facilities and quality of the institution by referring to the website, admission portal and taking peer opinion and public perception. A student satisfaction feedback questionnaire has been taken to review the overall functioning of our institution and record student feedback on all aspects of academic life. The objective of the analysis of this survey is to assess the satisfaction of undergraduate

and postgraduate students and to describe the development and implementation.

A student satisfaction survey is a useful and effective tool that seeks to focus resources on areas of low satisfaction but high importance.

Simple random

sampling technique was used for this survey. In academic year 2022-2023 total 1077 students took admissions (undergraduate and postgraduate) from nine branches in college out of them 428 students (47.4% B. Com., 15% BBI, 10% BSC, 8.2% MSC, 7.5% B. A., 6.5% BVOC and 5.4% MCOM) are actively participate in this survey. In this survey

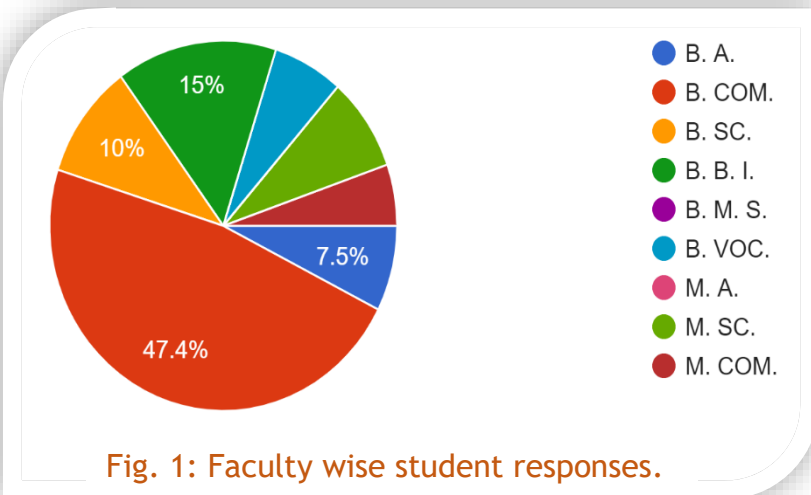


Fig. 1: Faculty wise student responses.

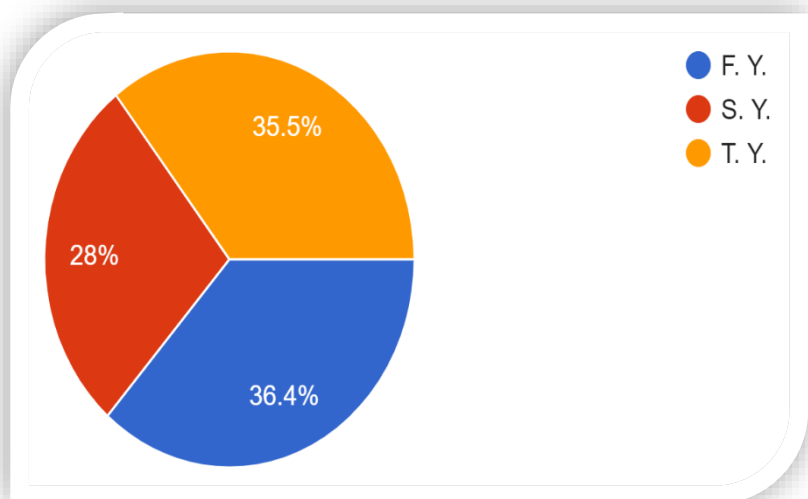


Fig. 2: Class wise student responses.

36.4% are final year (TY), 35.5% are First year (FY) and 28% are Second year (SY) students had enthusiastically participated.

THE QUESTION-WISE OUTCOME OF THE RESULTS IS PRESENTED BELOW:

1) PERCENTAGE OF SYLLABUS COVERED IN CLASS.

(वर्गात शिकवलेल्या अभ्यासक्रमाची टक्केवारी)

As per online survey conducted in April 2023, 67.30 percent students improved their subject knowledge through lectures, covered more than 70 percent proportion of syllabus taken by their subject teachers. Curriculum of some subjects completed 40 to 70 percent stated by 29.7 percent students. While

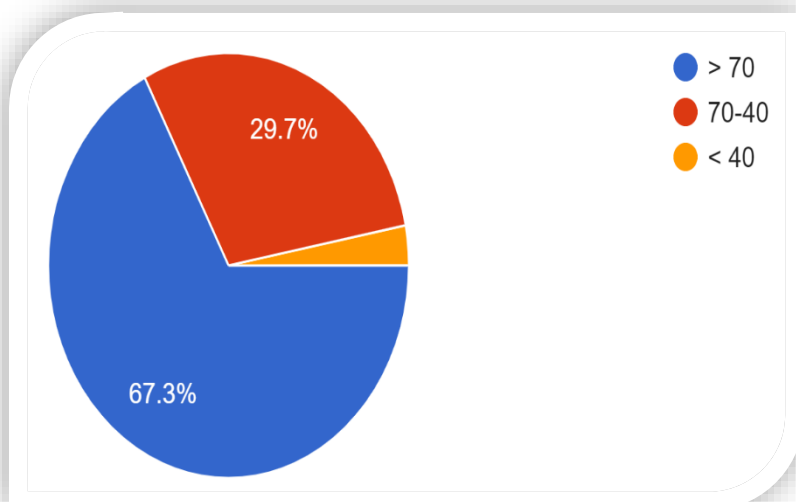


Fig. 3: Percentage of Syllabus Covered.

03.0 percent learners noted that they attended few lectures which enclosed less than 40 percent syllabus taught.

2) HOW WELL DID THE TEACHERS PREPARE FOR THE CLASSES?

(अध्यापकांच्या अध्यापनपूर्व तयारी विषयी आपले मत काय?)

Responses documented in this survey represented that, 83.9 percent respondents are considerably much gratified with their teacher's preparation. Whereas, 15.2 percent students are stated that, preparation of their teachers is satisfactory, but 0.9 percent students were unhappy with preparedness some of their corresponding teachers.

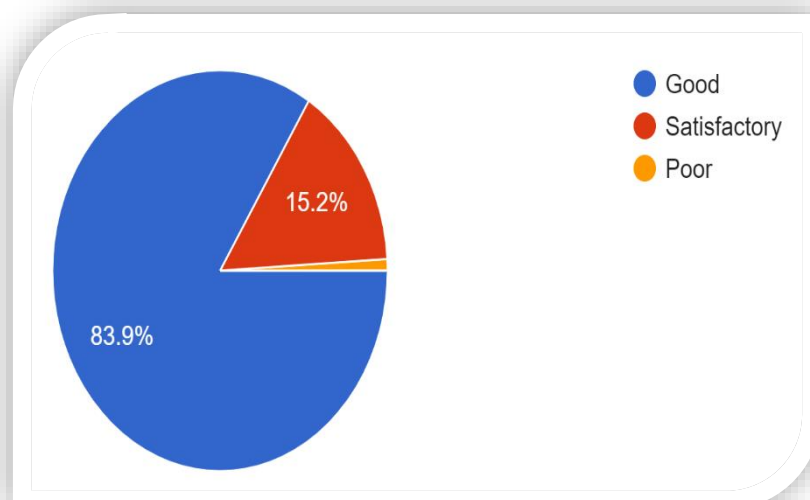


Fig.4: Teacher's Preparation

3) HOW WELL WERE THE TEACHERS ABLE TO COMMUNICATE?

(अध्यापकांच्या संज्ञापनाविषयीचे आपले मत काय?)

Among all 81.1 percent answers projected that, communication skill of their

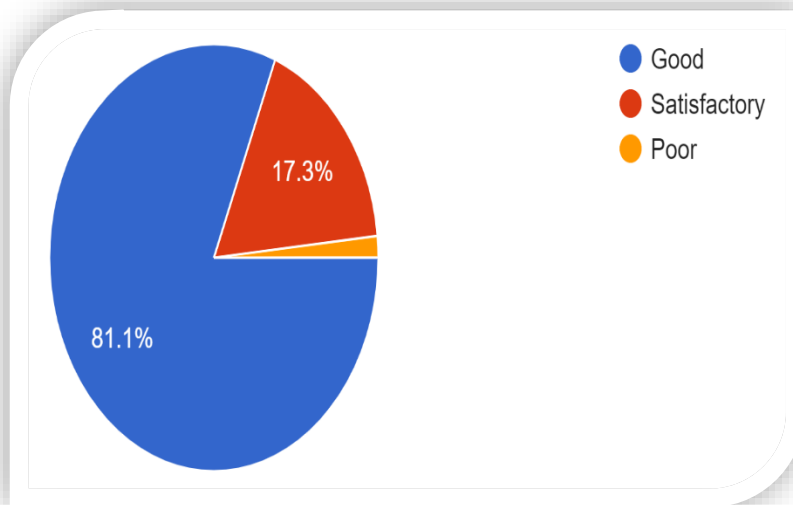


Fig.5: Teacher's Communication Ability

corresponding professors is much remarkable and outstanding in true manners. While 17.3 percent was plainly stated that, communication with their subject teachers were satisfactory. Nonetheless 1.6

percent had poor communication with their concern faculties.

4) THE TEACHER'S APPROACH TO TEACHING CAN BEST BE DESCRIBED AS

(अध्यापकांचा अध्यापनविषयक दृष्टीकोन कसा वर्णन कराल?)

It is glad to mention that entire faculty members are most precise in their profession as per responses recorded by 80.4 percent students, granted as very good teaching approach. In another side 16.6 percent learner awarded satisfactory status to teaching approach for their subject teachers. While less (1.9 percent)

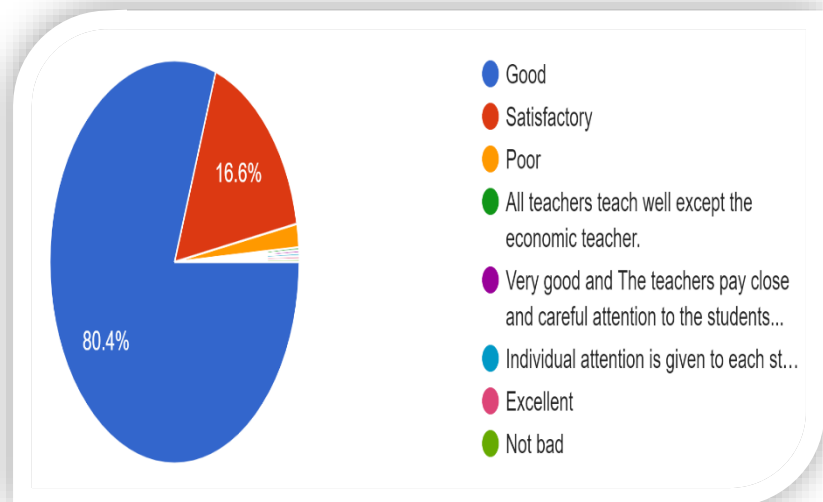


Fig.6: Teacher's Teaching Approach

pupils documented that teaching approach of their faculties is less satisfactory and 1.1 percent students put their diversified comments on their teachers teaching approach.

5) WHAT MODE OF ICT TOOLS WAS ADOPTED BY TEACHERS IN TEACHING?

(अध्यापनात शिक्षकांनी आयसीटी साधनांची कोणती पद्धत अवलंबली?)

As policy of automation and significant use of ICT tools decided by our institute, maximum teachers adopted 'Google classroom' in teaching as well exchanging study material, recorded by 70.8 percent students. 45.1 percent respondents stated that teachers used 'ZOOM.' Whereas, 39 percent students told

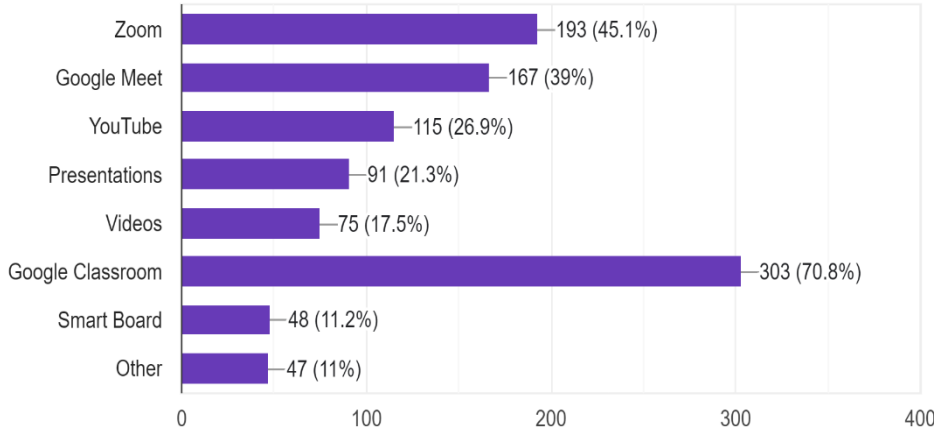


Fig.7: ICT Tools Adopted by Teachers

that, their teachers were used 'Google Meet; and 26.9 percent respondents respond as 'YouTube' platform used by their teachers. 21.3 percent said that, some faculty members used power

point presentation as ICT tool. 17.5 percent students learned some content from videos used by their concern professors. Few faculties used smart board for conducting ICT lectures specified by 11.2 percent students. According to 11.0 percent pupils, had recorded different opinion as their subject teachers implemented other ICT tools.

6) THE INSTITUTE TAKES ACTIVE INTEREST IN PROMOTING INTERNSHIP, STUDENT EXCHANGE, FIELD VISIT OPPORTUNITIES FOR STUDENTS.

(महाविद्यालय विद्यार्थ्यांच्या विविध क्षेत्रातील INTERNSHIP, STUDENT EXCHANGE, आणि क्षेत्र भेटीच्या संधी उपलब्ध करून देते का?)

Our institute consistently effort active interest in encouraging internship, student exchange, and field visit opportunities for students but they think similar or not it is scrutinized based on responses recorded through

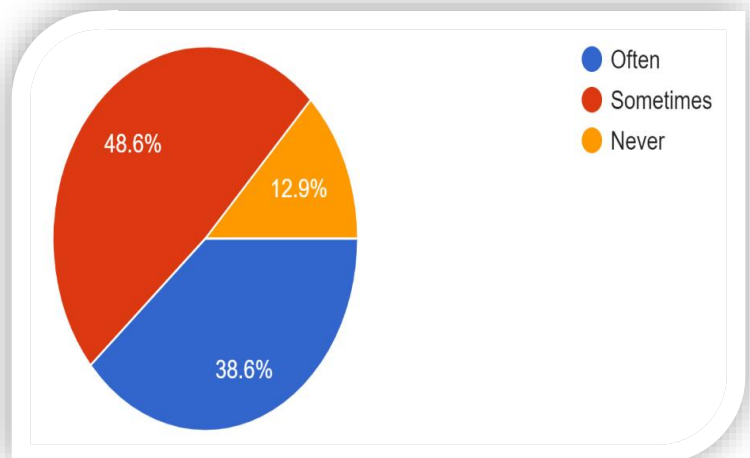


Fig.8: Promoting Internship, Student Exchange, and Field Visit Opportunities.

existing survey. Students are strength and accountable citizens of nation for lengthy period remembering this it is key responsibility of an institute to develop each angle of personality of our stakeholders through fetching many opportunities in different fields. In point of view 48.6 percent students marked, our institute take interest in promoting internship, student exchange, and field visit opportunities. Even though 38.6 percent students go to same way by tracing that, the institute often ready to such activities. But 12.9 percent students put their opinion as our institute never interested in above cited activates/programs.

7) THE TEACHING AND MENTORING PROCESS IN YOUR INSTITUTION FACILITATES YOU IN COGNITIVE, SOCIAL AND EMOTIONAL GROWTH...

(महाविद्यालयातील आपले मार्गदर्शक अध्यापक मार्गदर्शनाद्वारे आपल्याला संज्ञात्मक, सामाजिक व भावनिक वृद्धीच्या संधी देतात...)

Mentoring process supports students to recognize how their ambitions fit into education, life and career choices. Amongst altogether enrolled student's 77.6

percent morally emphasized that teaching and mentoring process in our institution facilitates them in cognitive, social and emotional growth in very well manners.

Likewise, 19.4 percent students point out that, their

mentor convey meaningfully abundant opportunities to them. Beside this, 03.00 percent students had been poor experience with mentor-mentee system.

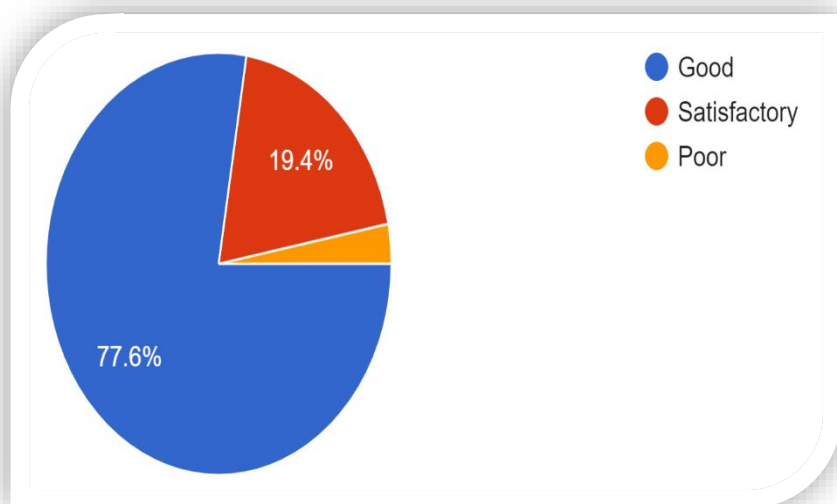


Fig.9: The Teaching and Mentoring Process

8) YOUR MENTOR CONDUCTS MEETINGS ON REGULAR BASIS TO ADDRESS YOUR ACADEMIC/ PERSONAL ISSUES. (तुमचे मार्गदर्शक तुमच्या शैक्षणिक/वैयक्तिक समस्यांचे निराकरण करण्यासाठी नियमितपणे तुमची मीटिंग घेतात.)

Mentors serve as a discussion board to their mentees, for that they must come

together frequently through different modes/ platforms. Out of all registered student's 84.3 percent are agreed that their mentor conducts meetings on regular basis to address academic/ personal issues. Though 13.6 percent students not thinking same. Even 02.1 percent undergraduates

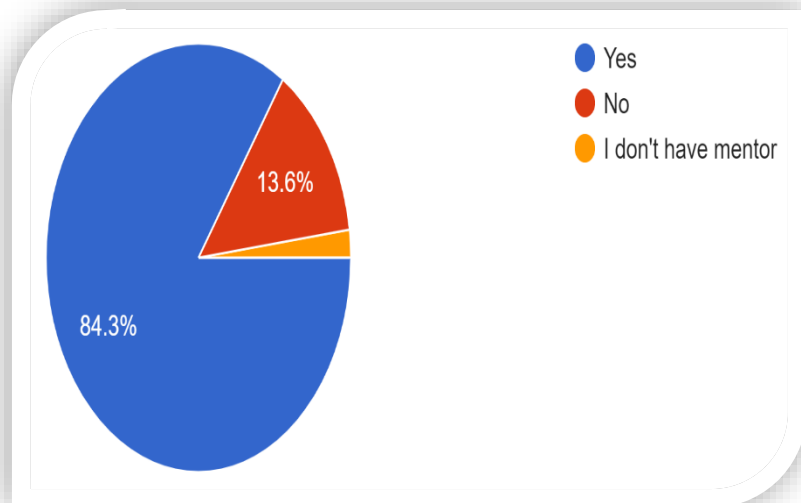


Fig.10: Mentor Meetings

are not aware about mentor-mentee system.

9) THE TEACHERS IDENTIFY YOUR STRENGTHS AND ENCOURAGE YOU WITH PROVIDING RIGHT LEVEL OF CHALLENGES.

(अध्यापक विद्यार्थ्यांमधील बलस्थाने शोधून त्यांच्या वृद्धीसाठी उत्तेजना देतात का?)

Out of all (428) contributors 52.6 percent declared that, most faculties

known strengths of their pupils and encourage them with providing precise challenges in full capacity. Although, 41.6 percent students revealed that their teachers reasonably help them. Beside them 5.8 percent students assumed as teachers unable to classify their talents.

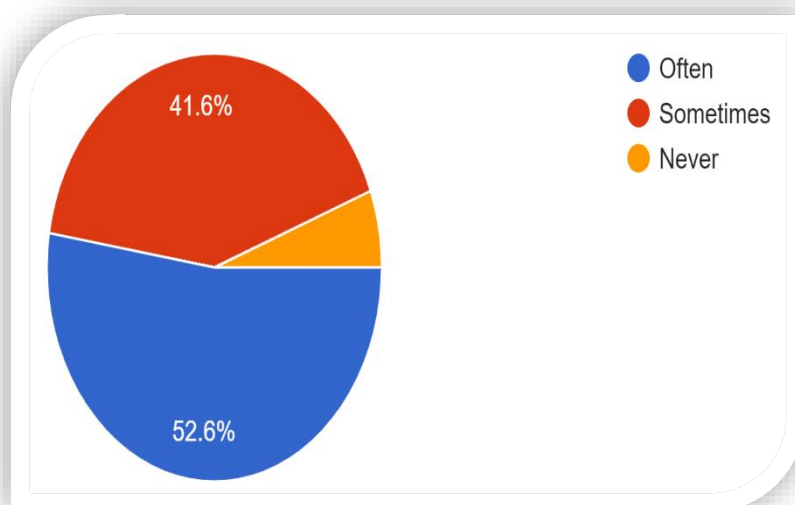


Fig.11: Students Strengths and Encouragement

10) TEACHERS ARE ABLE TO IDENTIFY YOUR WEAKNESSES AND HELP YOU TO OVERCOME THEM (अध्यापक विद्यार्थ्यांमधील उणीवा शोधून त्यांवर मात करण्यासाठी मार्गदर्शन करतात का?)

It is highly significant that, our maximum teachers not only identify weakness of their belonging learners but also habitually help them to overcome all academic as well as personal problems, mentioned by

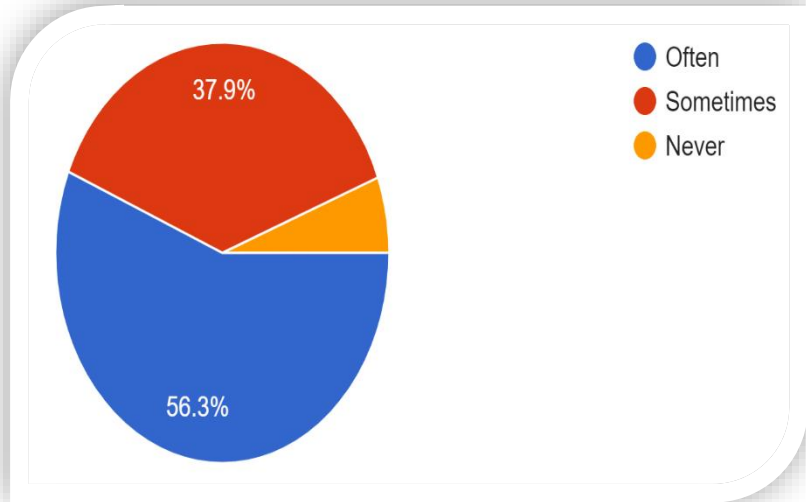


Fig.12: Teachers Identify Weaknesses of Students

56.3 percent students. Simultaneously, 37.9 percent stakeholders responded that, their supervisors frequently help them to identify weakness and suggest various ways to overcome it. Whereas, 05.8 percent students were stated as their teachers slighter focus on their weakness.

11) THE INSTITUTE/ TEACHERS USE STUDENT CENTRIC METHODS, SUCH AS EXPERIENTIAL LEARNING, PARTICIPATIVE LEARNING AND PROBLEM-SOLVING METHODOLOGIES FOR ENHANCING LEARNING EXPERIENCES.

(महाविद्यालय/ अध्यापक विद्यार्थ्यांमधील अध्यापन पद्धती जसे की, प्रायोगिक, सहभाग, समस्या निवारण पद्धतीचा वापर अध्यापनासाठी करतात का?)

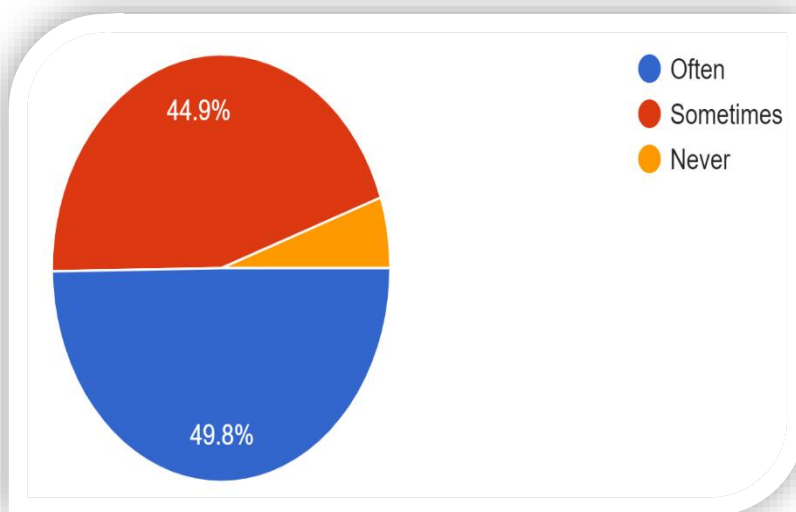


Fig.13: The Institute/ Teachers Use Student Centric Methods

We believe that, students are honest assessor in factual manners. From all participants 49.8 percent told that, our college sometime executing student centric, experiential, participative, problem-solving methodologies

to enhancing their learning experiences. Moreover, 44.9 percent learners appreciate to great extent, institute/teachers made exact efforts for inclusive enhancement through implementing advanced pedagogy. As per 5.4 percent students were perhaps less alert with our fruitful determinations regarding extension activities.

12) EFFORTS ARE MADE BY THE INSTITUTE/ TEACHERS TO INCULCATE SOFT SKILLS, LIFE SKILLS AND EMPLOYABILITY SKILLS TO MAKE YOU READY FOR THE WORLD OF WORK.

(महाविद्यालय / अध्यापक हे संज्ञापण कौशल्य, जीवन कौशल्य व व्यावसायिक कौशल्य वृद्धींगत होण्यासाठी व कार्यक्षेत्रात यशस्वी होण्यासाठी प्रयत्न करतात का?)

Our college made great efforts occasionally to improvement of life skill, soft skill as well as employability skill among students, specified by 57.00 percent

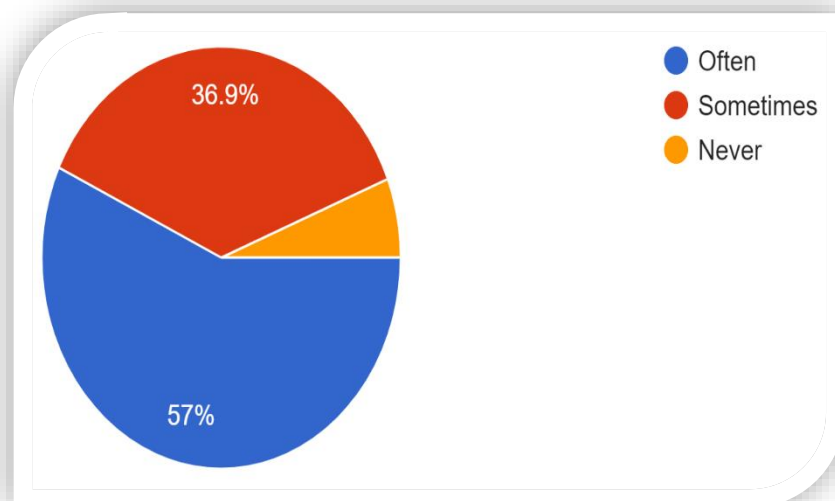
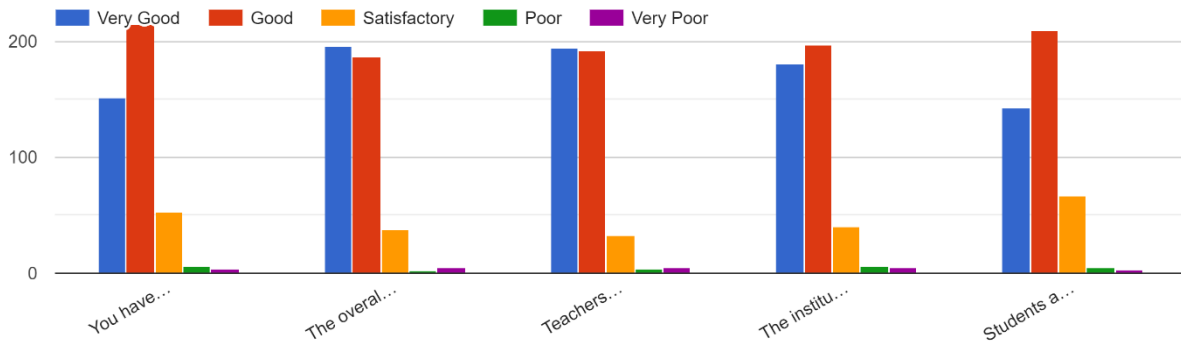


Fig.14: Inculcate Soft Skills, Life Skills and Employability Skills

participants. It is very clear that,

soft skills are abilities which everyone can use at workplace in their career. Keep in mind our college often organized various programs for better development for learners, statement made by 36.9 percent students. While, college habitually arranged placement camp in our premises to grow employability skills of the potential students. However, this scenario reach in very little amount due to that 6.1 percent students indicated our college never organizes such programs.

13) PLEASE ANSWER ALL QUESTIONS BY CIRCLING ONE OUT OF NUMBERS 1 - 5 AGAINST EACH STATEMENT.



13.1. YOU HAVE SUFFICIENT COMPUTER KNOWLEDGE AND IT SKILLS TO MANAGE YOUR LEARNING

(आपल्याकडे संगणकाचे पुरेसे ज्ञान आणि आयटी कौशल्य आहे)

Computer knowledge and IT skills are essential to use computers and related technology to perform intensive learning. Using these skills, students can make presentations, work with application software, access databases, communicate with friends and create beautiful designs. Among all partakers of this survey , 214 revealed

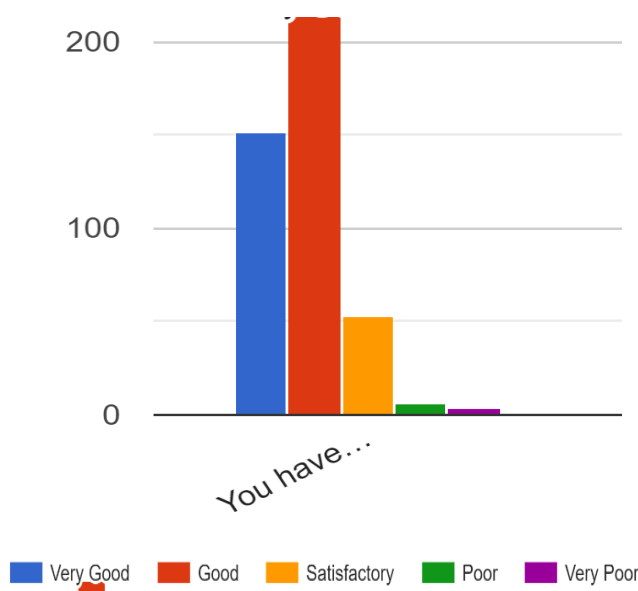


Fig.15: Computer Knowledge and It

that, they have a Very good computer knowledge and IT skills. In another hand 151 students stated that, they have good computer and IT skills. While, 53 students agreed that they have satisfactory knowledge of this. Everyone must have computer skills to getting profound knowledge in the digital age but 10 students have put their opinion as poor and very poor computer knowledge and IT skills.

13.2.THE OVERALL QUALITY OF TEACHING-LEARNING PROCESS IN YOUR INSTITUTE IS VERY GOOD. (महाविद्यालयातील अध्ययन व अध्यापनाचा दर्जा उत्तम आहे)

Students enter the classroom with pre-existing ideas, views, opinions, experiences and ‘alternate facts!’ that a teacher must be able to draw out and work with in order to build meaningful learning. Building integrated, well-connected, relevant and useable knowledge of a subject is central to ensuring that such knowledge can (and will) be applied in the world that exists beyond the classroom walls. The quality of teaching-learning process in our institute is very good told by 196 students through

this survey. Among all participants 187 are recognized the quality of teaching-learning process is good. While, 38 students remarked satisfactory note on overall quality of teaching-learning

process. But 07 students from all participants not happy with the quality of said teaching-learning process.

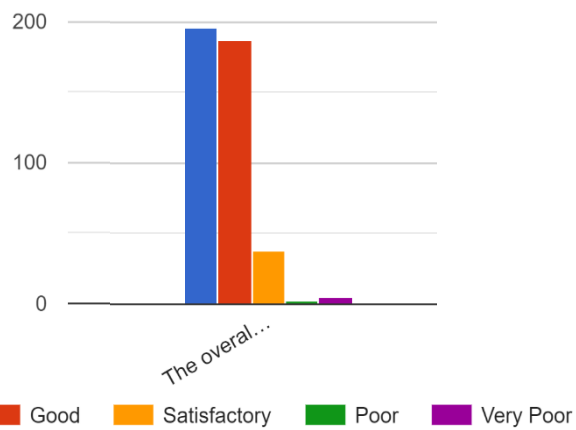


Fig.16: Quality of Teaching-Learning Process

13.3.TEACHERS ENCOURAGE YOU TO PARTICIPATE IN EXTRA CURRICULAR ACTIVITIES. (अभ्यासेत्तर उपक्रमात सहभागी होण्यासाठी अध्यापक उत्तेजन देतात का?)

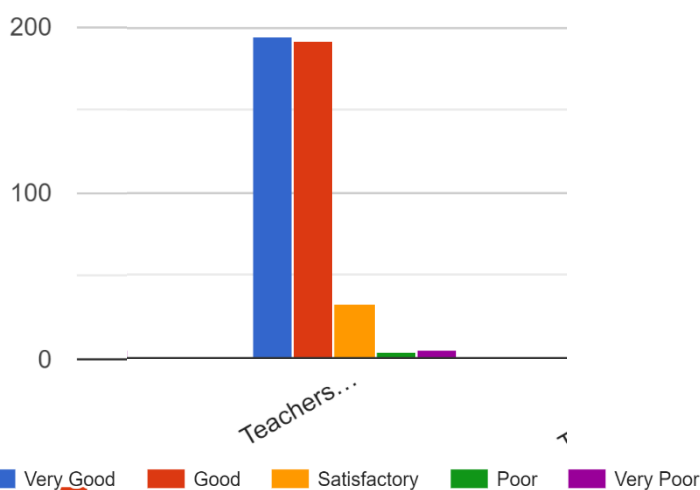


Fig.17: Encouragement to participation in extracurricular activities

Student satisfaction survey analysis indicates that participation in extracurricular activities positively correlates with students’ development both academically and personally. Students who participate in extracurricular activities have greater academic success, greater character development, especially in the areas of time-

management and leadership skills, more positive social development, and greater interest in community involvement. Participation in extra-curricular activities is linked to positive academic outcomes, such as students' grades and educational aspirations, improved attendance, pro-social behaviours and more positive development generally. Through this survey, 386 students admitted that, teachers always encourage them to participate in extra curricular activities. At the other side encouragement for these activities is just satisfied, remarked by 33 students. While, 09 students unaware with the encouragement for extracurricular activities as they stated that, they got poor/ very poor encouragement from teachers.

13.4. STUDENTS ARE SATISFIED WITH THE INFRASTRUCTURAL AND ICT FACILITIES PROVIDED ON THE COLLEGE PREMISES.

(महाविद्यालयीन परिसरात उपलब्ध असणाऱ्या पायाभूत सुविधा तसेच माहिती तंत्रज्ञान सुविधांविषयी विद्यार्थी कितपत समाधानी आहेत?)

A comprehensive campus, offers active learning in a vibrant atmosphere, our colleg encourages students from all faith background to find their goal. Information and Communication Technology (ICT) as well as Infrastructural facilities in colleges are crucial for enabling modern teaching, learning, research, and administrative activities. Colleges typically have dedicated ICT facilities to support the use of technology in various aspects of college life said by 143 students through online student satisfaction survey. In other hand, 210 students remark as 'GOOD' status for infrastructural and ICT facilities provided in college premises. Whereas, 67 students are just satisfied with all above said facilities provided by college. But 08 students from among all involved in this survey are not happy with infrastructural and ICT facilities provided in college premises. They put remark as poor and very poor for infrastructure and ICT facilities are existing in college campus.

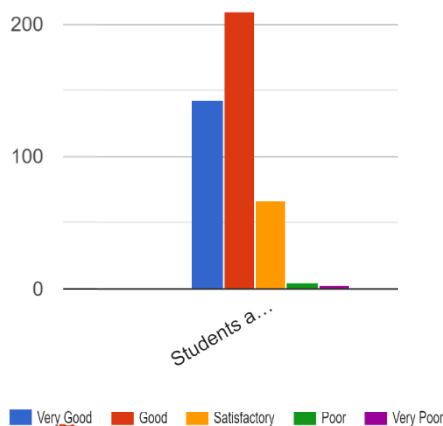


Fig.18: Infrastructural and ICT Facilities Provided on The College

14. THE INSTITUTION PROVIDES MULTIPLE OPPORTUNITIES TO LEARN AND GROW. (महाविद्यालय अध्ययन आणि विकासाच्या अनेक संधी प्रदान करते.)

The student satisfaction survey clearly represents that, between all higher education institutions, our college bring many opportunities in the appropriate senses. Out of all survey respondent's 66.8 percent are agreed that, the institute offers innumerable opportunities to learn and grow. At the same time, 21 percent representative

are strongly agreeing with above statement they think that our institute made several opportunities for overall improvement of all students. Although, 10.3 percent students like to stay neutral with above

mentioned statement regarding learn and grow opportunities provided by college. At the other side 1.6 percent and 0.2 percent students respectively disagree and strongly disagree with above declaration underling that, the institution provides multiple opportunities to learn and grow.

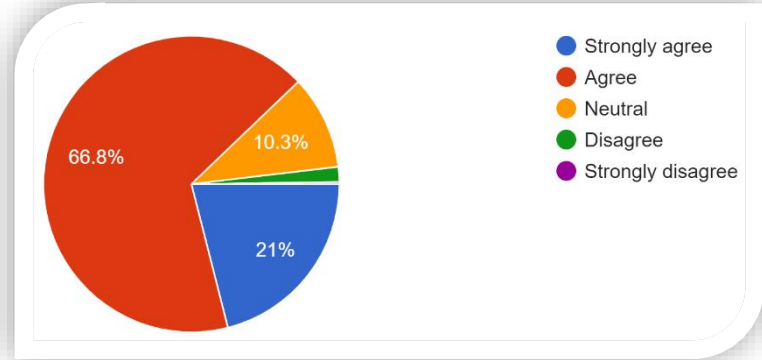


Fig.19: opportunities to learn and grow provided by the college

15. GIVE YOUR OBSERVATIONS/ SUGGESTIONS TO IMPROVE THE OVERALL TEACHING - LEARNING EXPERIENCE IN YOUR INSTITUTION.

(महाविद्यालयातील अध्ययन व अध्यापनाचा दर्जा सुधारण्यासाठी तीन निरीक्षणे/सूचना)

In the age of the digital world, students can get easily distracted from learning if the process is not interesting. Although, teachers always adopt effective teaching tools for enhances their learning outcomes. Therefore, to enhance teaching-learning outcomes, policy makers must need to concede each advise came from student. For understanding students' approach on overall functioning of our institute, Internal Quality Assurance Cell (IQAC) conducted online student satisfaction survey in March-April 2023. As reflection of this, out of 1077 total admitted students in the academic year 2022-2023, 428 were actively participate in this survey and among them 242 students put their compliments, valuable observation along with essential suggestions. Their representative observation and suggestion are included in this survey analysis.

THESE DIVERSIFIED OBSERVATION AND SUGGESTION ARE AS FOLLOWS:

- 👤 Arrange lectures and career guidance program in college.
- 👤 Attention should be given to teaching tactful knowledge rather than bookish knowledge.
- 👤 College canteen not provide healthy food, serve always oily food, canteen menu must be changed.
- 👤 Coordination between sports students or NCC students and college academic teachers not good.
- 👤 Each class of B.VOC. must have separate books and each class must have a separate classroom.
- 👤 Experiential learning methods are used for us.
- 👤 Gym facilities not good always gym used for other purposes.
- 👤 Improve ICT Facilities in college
- 👤 Make teaching a two-way interaction.
- 👤 Must be able to build good relationship between teacher and student.
- 👤 Organize some extracurricular activities.
- 👤 Organize personality development program
- 👤 Some Laboratory Instruments are not in working condition. if we get to do practical it will help for our future growth.
- 👤 Some arrangements should be made regarding accommodation facility in govt hostel of the college... because there is a lot of waiting for admission... so it is very difficult to come and go from long distances... I think this suggestion is very important... all the facilities in the college are good. No problem...
- 👤 Strongly communicate between Teachers and students
- 👤 Syllabus should be covered properly and should focus on soft skills and development; industrial visit should be planned.
- 👤 Take interest in field visit of opportunities and internship program.
- 👤 Teaching is very good, teacher helps for all queries, teachers encourage all students
- 👤 Takes active interest in promoting internship, student exchange, field visit opportunities for students. identify strengths and encourage with providing right level of challenges.
- 👤 Taking practice test in a week or month. As soon as the lesson is taught, immediately take the test on the question on that lesson.

- 👤 Try to reach every student and ask for their doubts.
- 👤 The portion of B.VOC. (Hospitality & Tourism) should be sorted and make a single pdf so that the students can get the study material easily and the teachers also can teach the portion properly. Teachers should give field experience to the students and the teaching method should also change. Classrooms should be allotted for the B. VOC. department separately.
- 👤 Time table not good. college campus interview required or online internship facilities not available.
- 👤 Toilet not clean.
- 👤 Try to reach every student and ask for their doubts. Make teaching a two-way interaction.
- 👤 Use better graphic and visual media to engage study well.
- 👤 Understand all problems related to study for good performance of students.
- 👤 ग्रंथालयातील पुस्तके खूप वर्षापूर्वीची आहेत त्यामुळे विद्यार्थ्यांना पुरेशी माहिती उपलब्ध होत नाही . पुस्तकांचा कालावधी संपला आहे त्यामुळे नवीन पुस्तके विद्यार्थ्यांना उपलब्ध करू द्यावी.

